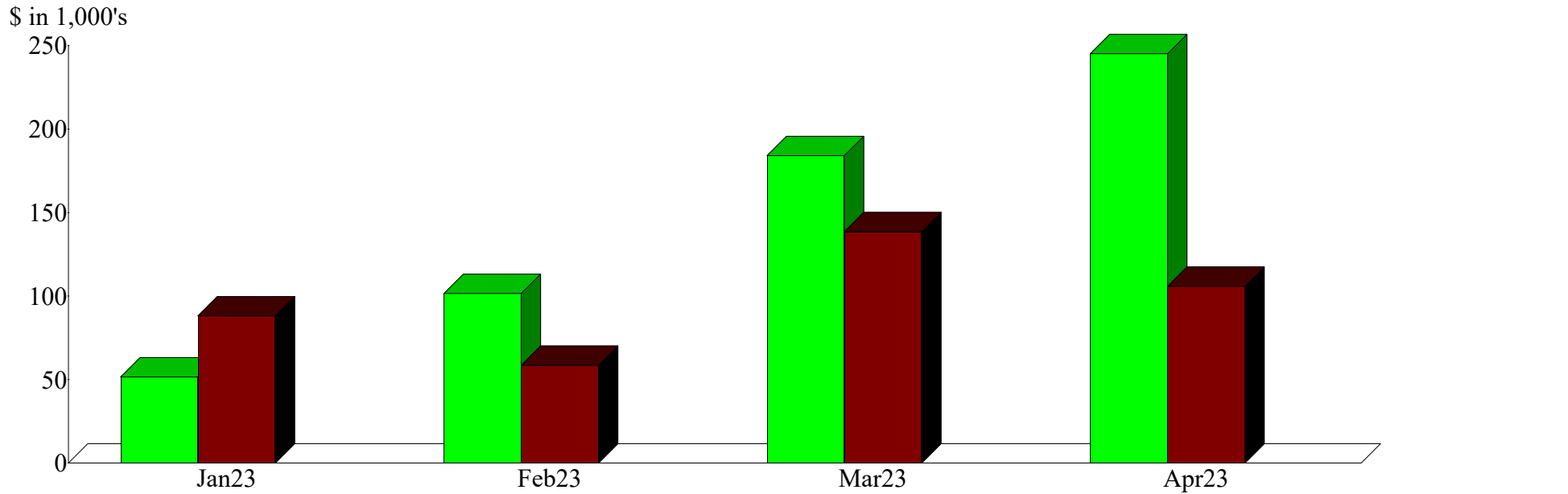
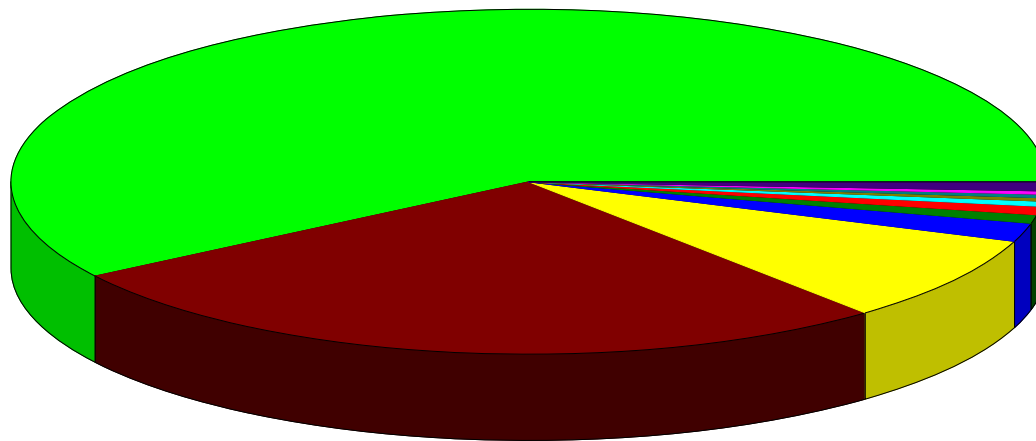


Income and Expense by Month  
January through April 2023



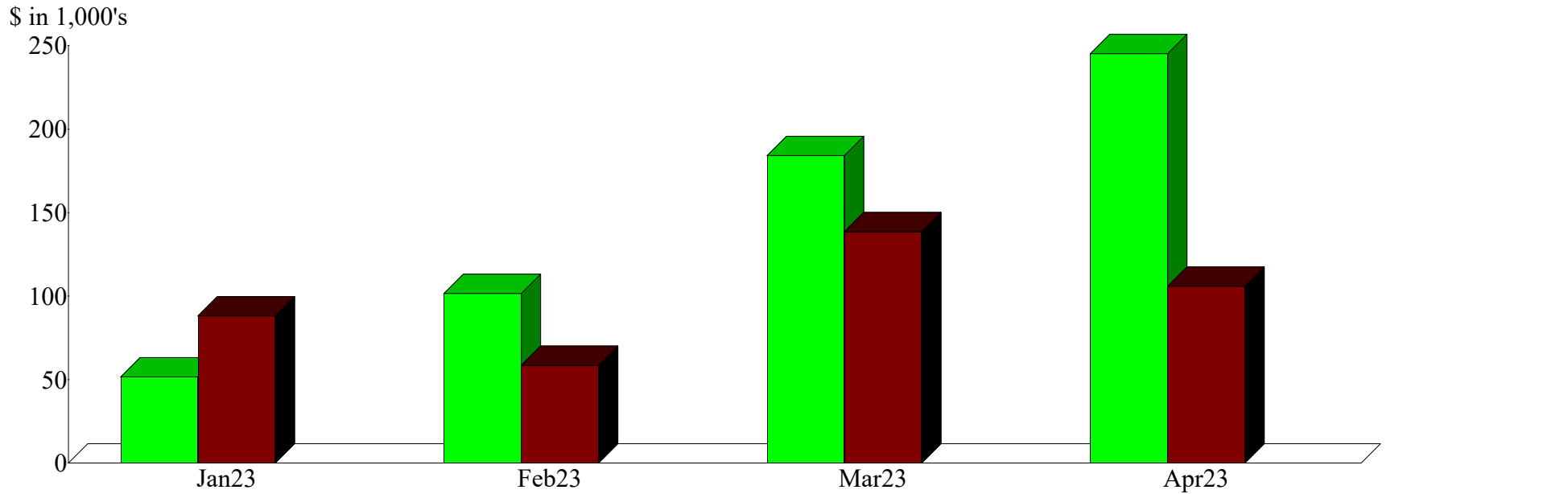
Income Summary  
January through April 2023



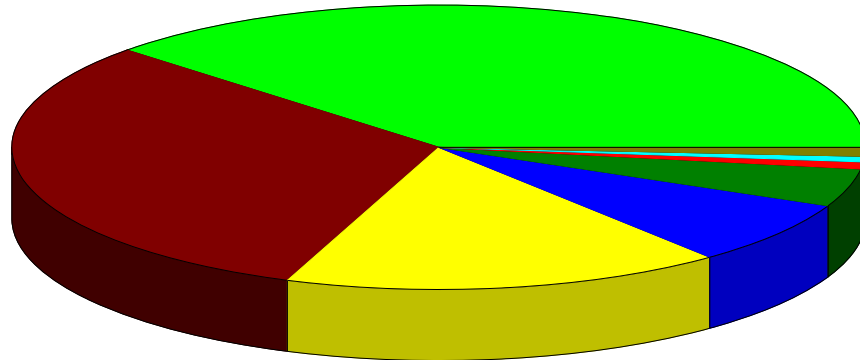
301 · Real Property Taxes	59.31%
310 · Local Tax Enabling Act	27.14
361 · General Government	8.19
380 · Miscellaneous Revenue	1.78
321 · Business Licenses/Permits	0.88
362 · Public Safety	0.84
342 · Rents and Royalties	0.55
391 · Sale of General Fixed Assets	0.41
341 · Interest/Dividend Earnings	0.39
331 - F · Fines	0.36
Other	0.16
Total	\$582,515.84

By Account

Income and Expense by Month  
January through April 2023



Expense Summary  
January through April 2023



410-419 · Public Safety (protection)	38.06%
400-409 · GENERAL GOVERNMENT -	31.27
430-439 · PUBLIC WORKS-HIGHWAYS,ROADS	16.77
427 · Solid Waste Collection	7.43
492 · Interfund Operating transfers	4.35
429 · Wastewater Collection	0.89
481-484 · Employer Paid Benefits/Withhol	0.74
486-488 · Insurance, Casualty and Surety	0.50
Total	\$391,077.76

By Account